



Band Virtual Learning

6th Grade Percussion

April 10th, 2020











6th Grade Percussion Lesson: April 10th, 2020

Objective/Learning Target:

Students will be identifying and playing both reviewed and new rhythms by counting and clapping or on their instrument.

Review:

NOTE VALUES AND RESTS

Notes	Names	Rests
	Whole	
	Half	
	Quarter	
	Eighth	

Review:

COUNTING METHOD

- When the quarter note receives one count ($\frac{2}{4}$, $\frac{3}{4}$, $\frac{4}{4}$, $\frac{5}{4}$, etc.), use the following measure-wise counting method (pronounced: one and two and three and four and):



- For the four-fold division of the beat (sixteenth notes) and its variations, use 1 e & a (pronounced: one ee and a):

1 e & a 2 e & a 3 & 4 &



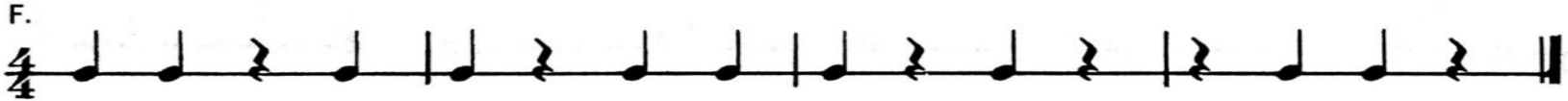
1 & a 2 & a 3 & 4 &

1 e & 2 e & 3 & 4 &

1 (e &) a 2 (e &) a 3 & 4 &

Review of Basic Rhythms

Go through each line. Set a metronome (free online [HERE](#)), count first, then play.
If you have the ability, record and then play back to review your work!



Learning New Rhythms!

Use the new Rhythm Keys to work through the new exercises.
Take it one measure at a time. Go Slow and Steady. Always count first!

RHYTHM KEY 6

Four musical staves in 4/4 time, each with a corresponding rhythm key below it:

- Staff 1: Quarter note, quarter note, eighth note beamed pair, eighth note beamed pair. Rhythm key: 1 2 3 & 4 &
- Staff 2: Quarter note, eighth note beamed pair, eighth note beamed pair, quarter note. Rhythm key: 1 2 & 3 & 4
- Staff 3: Eighth note beamed pair, eighth note beamed pair, quarter note, quarter note. Rhythm key: 1 & 2 & 3 4
- Staff 4: Quarter note, eighth note beamed pair, quarter note, eighth note beamed pair. Rhythm key: 1 & 2 3 4 &

RHYTHM KEY 7

Four musical staves in 4/4 time, each with a corresponding rhythm key below it:

- Staff 1: Quarter note, eighth note beamed pair, eighth note beamed pair, eighth note beamed pair. Rhythm key: 1 2 & 3 & 4 &
- Staff 2: Eighth note beamed pair, eighth note beamed pair, eighth note beamed pair, quarter note. Rhythm key: 1 & 2 & 3 & 4
- Staff 3: Eighth note beamed pair, eighth note beamed pair, quarter note, quarter note. Rhythm key: 1 & 2 & 3 4 &
- Staff 4: Quarter note, eighth note beamed pair, quarter note, eighth note beamed pair. Rhythm key: 1 & 2 3 & 4 &

Practice: Apply Rhythm Key 6

RHYTHM KEY 6

Four musical staves in 4/4 time, each with a repeat sign. The first staff has a dotted quarter note, followed by a quarter note, then a beamed eighth-note pair, and another quarter note. The second staff has a dotted quarter note, followed by a quarter note, then a beamed eighth-note pair, and another quarter note. The third staff has a dotted quarter note, followed by a quarter note, then a beamed eighth-note pair, and another quarter note. The fourth staff has a dotted quarter note, followed by a quarter note, then a beamed eighth-note pair, and another quarter note.

1 2 3 & 4 & 1 2 & 3 & 4 1 & 2 & 3 4 1 & 2 3 4 &

Four measures of rhythmic practice on a single staff. The first measure contains a dotted quarter note, a quarter note, a beamed eighth-note pair, and a quarter note. The second measure contains a dotted quarter note, a quarter note, a beamed eighth-note pair, and a quarter note. The third measure contains a dotted quarter note, a quarter note, a beamed eighth-note pair, and a quarter note. The fourth measure contains a dotted quarter note, a quarter note, a beamed eighth-note pair, and a quarter note.

Four measures of rhythmic practice on a single staff. The first measure contains a dotted quarter note, a quarter note, a beamed eighth-note pair, and a quarter note. The second measure contains a dotted quarter note, a quarter note, a beamed eighth-note pair, and a quarter note. The third measure contains a dotted quarter note, a quarter note, a beamed eighth-note pair, and a quarter note. The fourth measure contains a dotted quarter note, a quarter note, a beamed eighth-note pair, and a quarter note.

Four measures of rhythmic practice on a single staff. The first measure contains a dotted quarter note, a quarter note, a beamed eighth-note pair, and a quarter note. The second measure contains a dotted quarter note, a quarter note, a beamed eighth-note pair, and a quarter note. The third measure contains a dotted quarter note, a quarter note, a beamed eighth-note pair, and a quarter note. The fourth measure contains a dotted quarter note, a quarter note, a beamed eighth-note pair, and a quarter note.

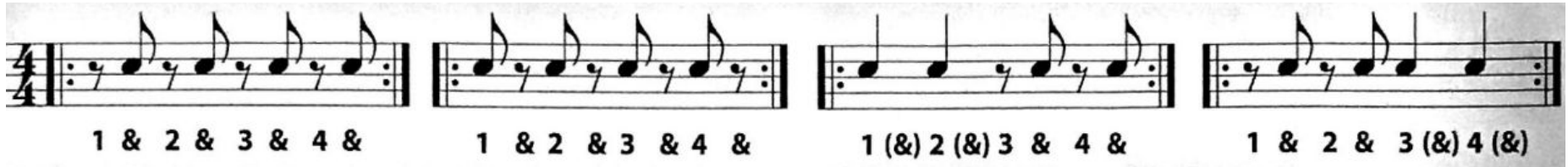
Practice: Apply Rhythm Key 7

RHYTHM KEY 7

1 2 & 3 & 4 & 1 & 2 & 3 & 4 1 & 2 & 3 4 & 1 & 2 3 & 4 &

Let's Get Crazy!

Use all the counting Skills you have and give this a shot. Some rhythms will be no problem, others might trip you up. Don't give up, and always count first.



1 & 2 & 3 & 4 & 1 & 2 & 3 & 4 & 1 (&) 2 (&) 3 & 4 & 1 & 2 & 3 (&) 4 (&)






Let's Check Your Work

This video goes through all of the rhythms from this packet. Use this as a resource to check your work and as a way to be able to practice along with someone!

Click [HERE](#) for video.